



Happy Mother's Day!



May 2022

Volume 42 Issue 05

Website: www.olathequiltersguild.com

Facebook page: www.facebook.com/OlatheQuiltersGuild

Facebook group: www.facebook.com/groups/OQGuildGroup

Dear Olathe Quilters Guild Members,

We will be meeting in person at the church again in May! We all appreciate our members being careful around those who may be immunocompromised. Wearing a mask at our May meeting will be up to each individual. Masks will be available at the Welcome Table if you want to wear a mask but have forgotten to bring one. We know that COVID is not done with us yet, so please use good judgement to protect yourself and others.

We are so happy that our efforts to have a hybrid meeting worked out in April and we hope to continue offering the Zoom option during our live meetings. We so appreciate those of you that are tech savvy and can make this happen! It will take the efforts of several people at each meeting to pull this off, so we are looking for volunteers. Instructions will soon be written up to cover all the details for this effort. We need at least two or three people that would be able to handle each task, so that we can rotate people and are always covered. Please let us know if you can help in any capacity. For those of you attending on Zoom, we welcome your comments and suggestions, and also ask that you bear with us as we are all volunteers.

Heather Buchwitz and Jenny Boudreaux have stepped up to handle our newsletter each month. We so appreciate that they have been able to do this. If anyone else has a desire to do the monthly newsletter this year, please let us know.

I hope you are all enjoying the spring colors as much as I am. The crab apple trees, Bradford pears, redbuds, Magnolias, tulip trees, and the tulips and daffodils are gloriously beautiful. Are these colors and themes finding their way into any of your projects? These colors give joy to our lives. And we give joy to others with our quilting creations. Come to share!

Looking forward to seeing everyone at our meeting! If you can, come earlier than 6:30 p.m., to chat, visit various stations, and of course help us set up the room. See you on May 10th!

Happy Quilting,

Libby Corrison, Guild President



Olathe Quilter's Guild

meets on the second
Tuesday of each month
at 6:30 p.m. at:
Olathe Christian Church
1115 S. Ridgeview Road
Olathe, KS 66062

Mailing Address:

P.O. Box 2651
Olathe, KS 66063

Website:

olathequiltersguild.com

Library Tea & Antique Quilt

The Library Tea was held April 9th at the East Library. A lovely time was had by all!



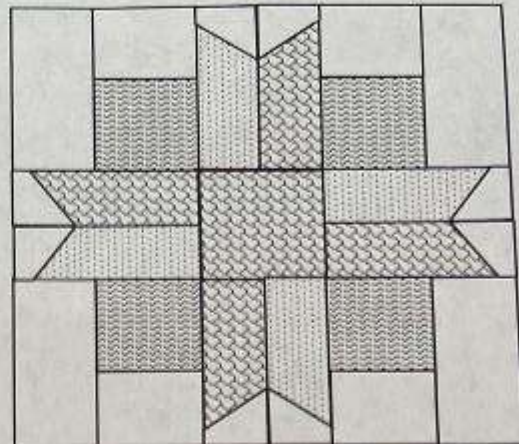
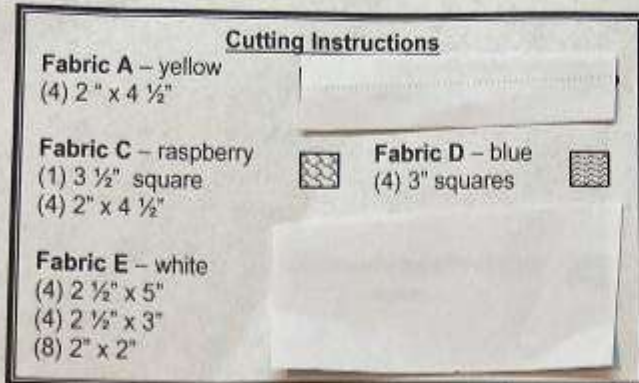
An antique quilt was donated to the guild. It will be raffled off at our May meeting for \$5 a ticket. Proceeds go directly to the charity committee for batting and backing.



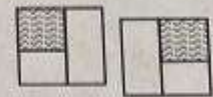
Block of the Month

Needlers Star

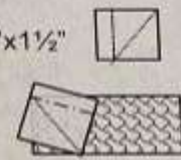
Needlers Star was chosen by the Northland Needlers Quilt Guild.



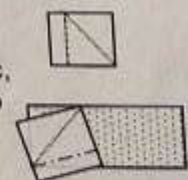
Sew Fabric D 3" squares to Fabric E 2 1/2"x3" matching edges. Take 2 of these units with Fabric D square on the bottom, and sew Fabric E 2 1/2"x5" to the right side. These 5" units will end up in the upper left and lower right. On the other 2 units, sew Fabric E 2 1/2"x5" to the left side.



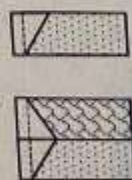
Draw a line on the wrong side of all Fabric E 2" squares 1/2" from the edge (now a 2"x1 1/2" section and 2"x1 1/2" identified). Then draw a diagonal line from the bottom left to upper right corner on 4 of the squares. On the right side of fabric, make a mark 1 1/2" on bottom left of the 4 Fabric C 2"x4 1/2". Use the picture at the right to help with placement. Match the line of the Fabric E with the upper corner of Fabric C and the cut edge of the Fabric A square to the mark on Fabric C rectangle. Carefully sew on the diagonal line. Flip Fabric E down to press, match right sides back together and then trim off the excess on the lower left. Open back up for your completed E+C unit. Repeat for the other 3 E+C units. Press seam allowances to Fabric C.



Take the other 4 Fabric E 2" squares that already have the line drawn and draw the diagonal line from the bottom right corner to upper left. On the right side of the fabric, make a mark 1 1/2" on top of the 4 Fabric A 2"x4 1/2". Use the picture at the right to help with placement. Match the line of the Fabric E with the lower corner of Fabric A and the cut edge of the Fabric A square to the mark on Fabric A rectangle. Carefully sew on this diagonal line. Flip Fabric E up to press, match right sides back together and then trim off excess on the upper left. Open back up for your completed E+A unit. Repeat for the other 3 E+A units.



Sew the 4 E+C units to 4 E+A units. Note the points will not touch the outside block edge. They will "float". Completed section measures 3 1/2"x5".



Finish the block by placing the nine units as shown in the picture above. Make sure the corner units have the Fabric D squares on the inside corners. Also watch the placement of the Star points so the Fabric E is to the outside. The very center square is the 3 1/2" Fabric C square. The star does not touch the edge, it "floats" in the block. This block measures 12 1/2".

Membership News



Guild member **Rachel Sum** is graduating from Olathe South high school! She is planning on attending K-State University after graduation. Her goal is to get a teaching degree so she can become a high school history teacher.

CONGRATS Rachel! We hope you keep quilting as you go off to college!

May Member Birthdays!

Mary Whitchurch 5-15

Janis Raspberry 5-16

Melissa Toburen 05-20

Sherrie Locicero 5-31

MEMBERSHIP UPDATE & ROSTER

We are pleased to welcome Betty Lynn and Sharon Schakel who both joined at our April meeting. Stop by the Membership table if you haven't received your 2022 membership card or a guild 40th anniversary pin.

Jean Heer
Membership Chair

MEMBER MARKETPLACE & BUSINESSES

Cheryl Newell - CAN Designs - quilting & longarm services 4537 Reese Drive, Wellsville, KS 913-749-6668

Heather Buchwitz - QuiltKC - custom and e2e long arm, quilt alongs, batting, backing and other solid/print fabrics, threads and more for sale. 4520 Silverheel St., Shawnee, KS 913-488-8055

Nicolette Deplanes - Edge-to-edge long arm quilting services. 1223 E Frontier Lane, Olathe KS 816-307-2266

Check out the list of members' businesses online at [https:// www.olathequiltersguild.com/business-links](https://www.olathequiltersguild.com/business-links).

Treasurer's Report

Operating Account Balance 3/31/2022	\$9,686.66
Money Market Account Balance 3/31/2022	<u>\$12,157.84</u>
	\$21,844.50

Receipts

Membership Dues	\$240.00
Welcome Desk	\$8.75
Ways & Means	\$60.00
Retreat Fees	\$100.00
Library Tea Tickets	\$40.00
Total Income	\$448.75

Expenses

Church Rental April May June Donation	\$300.00
Speaker Fee	\$389.20
Library Tea	\$65.00
Mic for Zoom	\$49.31
Total Expenses	\$803.51

Operating Account Balance 4/29/2022	\$9,331.90
Money Market Account Balance 4/29/22	<u>\$12,157.84</u>
Combined Balance 4/29/2022	<u>\$21,489.74</u>

MM interest received

Board & Committee Chairs

Board	
President	Libby Corriston
Vice President	Nic Deplanes
Program	Cindy Nice and Lisa
Program Elect	Lisa Hirsch
Secretary	Karen Genis
Treasurer	Ava Wright
Ways and Means	Carol Crane
Ways and Means Elect	Shelia Pierce and Libby Corriston
Historian	Cheryl Wilcox
Public Relations	Melissa Toburen
Membership	Jean Herr
Newsletter Editor	Heather Buchwitz & Jenny Boudreaux (subbing for Adrienne)
Advisor	Teresa Jones

Committee Chairs	
Block of the Month	Linda Hagen
Challenge Quilt	Nic Deplanes
Charity	Nic Deplanes
2023 KCRQF	Rachel Rohrer & Jenny Boudreaux
Opportunity Quilt	Ava Wright
Outreach/Education	Cindy Nice
President's Quilt	Ava Wright
Special Events	Heather Schaller
Welcome Table	Linda Hagen

Quilter Needed for the Opportunity Quilt

The opportunity quilt committee is looking for someone to quilt the quilt when we finish getting it put together.

Here is a picture of what it will some what look like. Ours will have different spool colors.

We are looking at having it done by the middle of July.

If you would like to quilt this for us, please contact Ava Wright at avagwright@gmail.com or 816-510-1061 so we can talk about what needs to be done. Thanks.



Meeting Minutes

April 12, 2022 Olathe Quilter's Guild Meeting

6:32 pm Nic Deplanes, vice president, called the meeting to order.

Jenny Boudreaux shared with the group that the guild is trying to have an in-person and Zoom session simultaneously. There are two microphones set up. It is asked that the group has patience and understanding since this is the first attempt at this.

Cindy Nice introduced the speaker, Reeze Hanson. The topic this evening is "Sacred Geometry"

7:40 pm Nic began the business portion of our meeting

Secretary's Minutes – Melissa Toburen made a motion to accept the secretary minutes from the March meeting as listed in the newsletter. Shelia Pierce seconded the motion. The vote passed unanimously.

Treasurer's report – Rachel Rohrer made a motion to accept the treasurer's report in the newsletter. Pauline Sanders seconded the motion. The vote passed unanimously.

Nic Deplanes shared our birthdays for April.

Budget Adjustment – Teresa Jones – the current budget for programs for the guild is \$3000 per year. There is a request to raise the budget to \$4500 per year. Heather Buchwitz made a motion to raise the guild budget to \$4500 annually. Mary Ellen Winters seconded the motion. The vote passed unanimously.

Programs – Lisa Hirsch – Lisa thanked the group for approving the raise to the guild budget for programs. The October speaker is coming from California. We are collaborating with Greater KC Quilt Guild to bring this speaker to Kansas. There will be some movement in the schedule for the remainder of this year. Lisa will be continuing to chair programs for the 2023 year. She is looking for a partner to work with.

Membership – Jean Heer – We have one new member tonight. Betty Lynn

Ways and Means – Carol Crane – visit the table during break

2021 Challenge Quilt – Sherri Irving – please go see the quilts on break and vote.

Opportunity Quilt – Linda Ochs – There are 40 blocks that look like spools of thread in 40 packets to be picked up tonight. Please return the blocks in May or June.

2022 Block of the Month – Linda Hagen – each block needs to have polka dots. Linda shared a sample of the April and May blocks.

An antique quilt was donated to the guild. It will be raffled off at our May meeting for \$5 a ticket.

Charity – Nic Deplanes – there are some kits ready to be distributed. There are some quilts that need binding.

2022 Challenge – Nic Deplanes – no update

KCRQF – Rachel Rohrer – no update

Fidget quilts – Mary Pacey – There will be another workshop April 30th at the library. Carol Crane returned 3 kits tonight.

Ken Burns Show – Jenny Boudreaux shared that there is a small group of guild members taking a road trip to Peoria, IL to see the exhibit.

(continued next page)

Meeting Minutes (contd.)

Hand quilters group – Karen Lacy – Thursday, April 14th at 6:30 pm

Mary Ellen Winter – Quilt Guild of KC has a quilt show Aug 26-27 at Homes Wood Baptist Church, all are welcome. There are ironing mats made from a TV tray with a wool mat and cover for sale. The tables are \$45 each. See Mary Ellen to purchase one.

Welcome Table – Linda Hagen – There are 50 people in attendance tonight, 9 people on Zoom. We have two guests: Jana Alread, and Cliff Goerke. We have two new members: Betty Lynn and Sharon Schakel. Mary Ellen Winter and Ruthie Hoadley are the door prize winners.

Ways and Means – Carol Crane – winners tonight: Karen Lacy, Rachel Sum, and Kenda Camp.

2021 Challenge Quilt winners – Mary Ellen Winter, Jean Spohrer, Peggy Anderson, Linda Hagen, Cindy Nice. Prizes were distributed.

Show and Tell – please look at the newsletter for more quilts.

Heather Buchwitz
Teresa Jones
Jenny Boudreaux
Betty McEwen
Pauline Sanders
Mary Ellen Winter
Shelia Pierce
Melissa Toburen
Heather Schaller

Board meeting on April 19th on Zoom. All are welcome.

8:40 pm Nic Deplanes adjourned the meeting.

Karen Genis

OQG Board Meetings

The next board meeting will be **Tuesday, May 17th beginning at 6:30pm via Zoom**. Board meetings are scheduled for the third Tuesday of each month unless re-scheduled for some reason. Any guild member is welcome to attend board meetings; please contact Libby Corrison at libbycorrison@gmail.com if you wish to attend the meeting, so she can send you the link to join via Zoom.

2021 Challenge!



Congrats to Mary Ellen Winter!
Her green & white quilt was our
favorite.

We had wonderful participation
with 21 members showing their
creativity with their beautiful
quilts.

I hope you all enjoyed making
or just looking at them.

Happy Quilting!

Sherri Irving

4 tied for second place!

Below left: Jean Spohrer Below right: Peggy Anderson



2021 Challenge!

4 tied for second place!

Below left: Linda Hagen Below right: Cindy Nice



Show and Tell

Who made this lovely
quilt? We do not have
your name!!



Show & Tell




2 from Teresa Jones



Show & Tell


3 from Pauline Sanders



Mary Ellen Winter getting ready for a trip to Napa— wine bags!!

Show & Tell

4 from May Ellen Winter



Show & Tell

Last 2 from May Ellen Winter



2 from Melissa Toburen



Show & Tell



1 from Melissa Toburen

1 from Heather Schaller

