

# Patchwork Square

Free Quilt Block Pattern

## Kansas Star



15" finished quilt block

12" finished quilt block

9" finished quilt block

6" finished quilt block


# Patchwork Square

Free Quilt Block Pattern

## Kansas Star

15" finished quilt block

Fabric Placement



### How-to Notes



Bisect square on one diagonal



Bisect square on both diagonals

\*All seam allowances are  $\frac{1}{4}$ " and included in cutting measurements unless noted otherwise

**1**




#### Fabric 1

Cut 4 squares  $4-1/16$ "

Cut 8 squares  $3 \frac{3}{8}$ " and bisect on one diagonal

**2**



#### Fabric 2

Cut 4 squares  $3 \frac{3}{8}$ " and bisect on one diagonal

**3**



#### Fabric 3

Cut 5 squares  $4-1/16$ "

**4**



#### Fabric 4

Cut 6 squares  $3 \frac{3}{8}$ " and bisect on one diagonal


# Patchwork Square

Free Quilt Block Pattern

## Kansas Star

12" finished quilt block

Fabric Placement



### How-to Notes



Bisect square on one diagonal



Bisect square on both diagonals

\*All seam allowances are  $\frac{1}{4}$ " and included in cutting measurements unless noted otherwise

1



#### Fabric 1

Cut 4 squares  $3\frac{3}{8}$ "  
Cut 8 squares  $2\frac{7}{8}$ " and bisect on one diagonal

2



#### Fabric 2

Cut 4 squares  $2\frac{7}{8}$ " and bisect on one diagonal

3



#### Fabric 3

Cut 5 squares  $3\frac{3}{8}$ "

4



#### Fabric 4

Cut 6 squares  $2\frac{7}{8}$ " and bisect on one diagonal


# Patchwork Square

Free Quilt Block Pattern

## Kansas Star

9" finished quilt block

Fabric Placement



### How-to Notes







Bisect square on one diagonal



Bisect square on both diagonals

\*All seam allowances are  $\frac{1}{4}$ " and included in cutting measurements unless noted otherwise

<b>1</b>		<b>Fabric 1</b> Cut 4 squares $2\frac{5}{8}$ " Cut 8 squares $2\frac{3}{8}$ " and bisect on one diagonal
<b>2</b>		<b>Fabric 2</b> Cut 4 squares $2\frac{3}{8}$ " and bisect on one diagonal
<b>3</b>		<b>Fabric 3</b> Cut 5 squares $2\frac{5}{8}$ "
<b>4</b>		<b>Fabric 4</b> Cut 6 squares $2\frac{3}{8}$ " and bisect on one diagonal


# Patchwork Square

Free Quilt Block Pattern

## Kansas Star

6" finished quilt block

Fabric Placement



### How-to Notes







Bisect square on one diagonal



Bisect square on both diagonals



\*All seam allowances are  $\frac{1}{4}$ " and included in cutting measurements unless noted otherwise

<b>1</b>		<b>Fabric 1</b> Cut 4 squares $1-15/16$ " Cut 8 squares $1\ 7/8$ " and bisect on one diagonal
<b>2</b>		<b>Fabric 2</b> Cut 4 squares $1\ 7/8$ " and bisect on one diagonal
<b>3</b>		<b>Fabric 3</b> Cut 5 squares $1-15/16$ "
<b>4</b>		<b>Fabric 4</b> Cut 6 squares $1\ 7/8$ " and bisect on one diagonal



## Kansas Star

### Construction Method



Make 4



Make 4



Make 1

