



December 2020

Volume 40 Issue 12

Website: www.olathequiltersguild.com

Facebook page: www.facebook.com/OlatheQuiltersGuild

Facebook group: www.facebook.com/groups/OQGuildGroup

From the President's Keyboard

Dear Guild Members,

Thank you is not enough to convey my deep gratitude for each and every one of you.

To everyone who worked on charity projects – facemasks and quilts.

To the board members and committee chairs who worked together to navigate this season of Covid and came up with solutions to meet together in person and on Zoom.

To all who helped make the meetings successful.

To the individuals who have stepped up to take the reign in 2021.

In October I was presented the President's quilt. I want to thank each one of you for making me a nine-patch block last year. I took these home, cut them up and sewed them back together. I then gave these blocks back to Joyce Bardeen, chair of the President's quilt committee, who put the blocks together into a beautiful setting. Thank you, Joyce! I will cherish this quilt. (See picture on right.)

At the Zoom meeting in December, I will be demonstrating the Scandinavian Folded Star no sew ornament. If you would like to make the ornament along with me during the meeting, you need to gather supplies and prepare four pieces of fabric. The details are in this newsletter (next page).

I wish you all a blessed holiday season!

Happy Quilting,

Teresa Jones



Sew Thankful ♥
#IMSEWTHANKFUL

- 1 The person who taught me to sew
- 2 My sewing space (no matter how small or large)
- 3 A goal I've reached in my quilting life
- 4 A quilting charity I support/admire
- 5 A designer who inspires me
- 6 A quilt that's worn with use
- 7 A surprising opportunity quilting brought me
- 8 A local quilt shop I love
- 9 A handmade gift from a friend/family member
- 10 An innovation that makes quilting easier
- 11 A tool I can't live without
- 12 A quilting friend/community that brings me joy
- 13 A color palette or quilt block I never get sick of
- 14 A lesson that quilting taught me

AMERICAN
PATCHWORK &
quilting

Coming Up Next

Scandinavian Fold Star – no sew ornament

Our next guild meeting will be held **via Zoom on Tuesday Dec. 8 beginning at 6:30pm** (a meeting link will be emailed out prior to the meeting). I will be demonstrating this ornament during the meeting. If you would like to make the ornament with me, please have the following items available before the meeting starts.

Supplies:

Four (4) rectangles measuring about 3" x 14"

Clover Wonder Clip or Binder Clip

Tweezer or Bodkin

Scissors

Needle and embroidery thread (if you want to hang the star)

Preparation:

For each piece of fabric:

1. Press in half lengthwise – creating a center fold
2. Open fabric then fold raw edges together to meet at the center and press
3. Refold center and press once more
4. Fold strip in half – raw edges together and press.

If you have any questions, please contact me.

- Teresa Jones



Zoom Tips

Here are a few reminders when on a Zoom meeting with the guild:

- Please keep your microphone on mute
- If you keep your camera on, remember we can see everything you do and everything happening behind you.
- In the bottom center of the screen is a “Chat” feature. You can send messages to the whole group or private messages to individuals.
- If you have a question for the speaker, please put it in the “Chat”.
- Please make sure you sign in with your first and last name to identify yourself.
- If you invite a guest, please let Karen Genis know, so she can let the guest into our Zoom meeting (email Karen.genis@yahoo.com).
- If you have problems, leave the meeting and try to join again.

Zoom “Show and Tell” Process

Want to show off your latest creations in the next guild meeting? Please email your pictures and brief descriptions to Jenny Boudreaux at OlatheQGNews@gmail.com. Jenny will compile all submissions into a PowerPoint slide show that we will review at the end of our meeting. Please send them to Jenny by **Sunday Dec. 6th**, so she has time to put it all together & send to Karen Genis to display in our Zoom guild meeting. Thanks for sharing your latest projects!

Committee Updates



Carol Crane's panel all made up!

The **Super Special Offer of a Snowman Panel** is still open! We have some left to be purchased for \$6 for the yard of fabric containing the panel and the instructions, and it even has hanging tabs. There were not many people who took up the challenge to finish it in time for Christmas, so you are off the hook! The printed panel is 27 x 36 inches, which is a good size for a wall hanging. If you are inspired, you can add a border to make it larger, or even make it into a full size quilt. Please contact **Carol Crane of the Ways & Means Committee** to pick up, or arrange for a drop-off, or it can be mailed to you after receipt of your check. Claim one today!



Back of Carol's panel

Membership Updates

Thank you to all who have already paid their 2021 guild dues. Please be sure to pay before the April 1st deadline. Remember 2021 dues are only \$15. We also have two new members via November's mail. They are Shari Hansen and Sue Willms.

Send your dues along with a completed membership form (see your email for a copy) to:

Olathe Quilter's Guild
PO Box 2651
Olathe, KS 66063

Thank you!
Cheryl Wilcox (2020 Membership chair)
& Jean Heer (2021 Membership chair)


Get Ready for Challenge Quilt 2021 !!

Here are two clues:

Candy Canes and a Panda Bear

What is one thing they have in common?

Stay tuned for more details from Sherri Irving!



Board & Committee Updates

Committees Update

Thank you to all of you who have volunteered to either keep your committee chair positions for 2021 or have newly volunteered to serve as a 2021 committee chair. This year, members do not have the opportunity to sign up for committees in the usual way. We hope that those of you who served on committees in 2020 can remain active on those committees. If you wish to make a change, please let me know.

Some of you are new to our guild. Would you think about being on a committee? You would not only be serving the guild, but it's a great way to get to know other members. Our committees are: Block of the Month, Challenge Quilt, Charity, KCRQF (quilt festival), Opportunity Quilt (2021 sales), OQG Quilts at the KCRQF, Outreach/Education, President's Quilt, Special Events, and the Welcome Table. It is also possible that we may be adding a Tech Committee.

Even though our guild activities are different right now, we are a very active guild. It takes all of us to make it the guild that it is! Please reach out to me if you would like to volunteer or make a change. See list of all chairs and board members on the next page.

Thanks,

Libby Corrison

Linda Hagen shared a letter from the Kansas City VA Medical Center - here's what it says:

"Greetings:

On behalf of the Kansas City Medical Center patients and staff, we would like to extend our appreciation to you for your donation of quality handmade quilts.

It is through the efforts of community partners like you that allow us to continue the quality care and services that we seek to provide our deserving Veterans. We look forward to the opportunity to work with you again in the near future.

Thank you for your continued support and please call us at (816-922-2025 if you have any questions.

Sincerely,
Christopher Swan
Volunteer Service Specialist"



2 charity quilts
pieced by Maribeth
Kehl and quilted by
Melissa Tobouren

THANK YOU to all
who are contributing
to complete charity
quilts!



2021 Board and Committee Chairs

Thank you to all who have served on the OQG board or as a committee chair in 2020, and thanks to all who will serve in 2021! - Libby Corrison

2021 Olathe Quilters Guild Board	
President	Libby Corrison
Vice President	Nic Deplazes
Program	Mary Ellen Winter
Program Elect	Sheri Keller
Secretary	Carol Crane
Treasurer	Rachel Rohrer
Ways and Means	Karen Genis
Ways and Means Elect	Carol Crane
Historian	Cheryl Wilcox
Public Relations	Melissa Toburen
Membership	Jean Heer
Newsletter Editor	Jenny Boudreaux
Advisor	Teresa Jones
2021 Committee Chairs	
Charity	Cindy Nice
Block of the Month	Linda Hagen
Welcome Table	Shelia Pierce
Challenge Quilt	Sherri Irving
Outreach/Education	Mary Pacey
Special Events	Kathy Kolodziejczyk, Gretchen Ryan, and Heather Schaller
OQG Quilts for KCRQF	Janice Meloan and Kathleen Manning
Opportunity Quilt	Teresa Jones
KCRQF	Mary Ellen Winter and Heather Buchwitz
President's Quilt	

Block of the Month—2020 & 2021

2020 Block of the Month

Well ladies, we are at the end of 2020 Block of the Month. We plan to do our reveal at our first in-person meeting in 2021. I thought I'd put this in the newsletter to remind you of our plan/rules for winning a prize. It is a modified row by row: modified because you define how many blocks are in a row, how many rows in your quilt and the size of the blocks. You also decide the 'shape' of your finished project. If you look at Row by Row quilts on Pinterest, there are lots finished in different shapes - i.e. a heart.

All blocks can be pieced - though, if I published a pieced heart and you'd rather do an applique or paper pieced option, it works, as long as it's recognizable as a heart. Each month for 11 months I published 2 blocks - one a standard block and one I'd consider a connector - i.e. a 4 patch which can be used when putting your rows together.

One month I only published 1 block and information about a 'special' block. "Special block – what's that?" you ask. One of the committee members wanted to build her quilt around a special fabric and have that be one of the blocks. So as we discussed further we decided your quilt needs to include 10 of the published blocks and one block of your design. Have you wanted to try trapunto, paper piecing, English paper piecing, embroidery or have a special piece of fabric? Well, that's your special block!

At our first in-person meeting in 2021 bring your finished top or quilt. We want to see your project even if it's not quilted. Your project needs to include at least 10 different of the published blocks and your special block. Prizes will be awarded for 1) overall favorite, 2) favorite setting and 3) best incorporation of your special block. Your quilt does not need to be quilted to win a prize.

This has been a different block of the month this year but for me one that has spurred a bit more creativity to come up with a finished product. With life as it became it's been a welcome distraction . I hope you have enjoyed it a bit as well.

We'll have some extra time to finish our projects; enjoy the process, find the joy in creating as we are much more isolated than we enjoy. See you and your quilts in the spring!! **Carolyn Chaffin**

2021 Block of the Month

From **Linda Hagen**

Your 2021 block of the month hint was **Milky Way**. No, we will not be using chocolate fabrics, too bad! The plan is to make a **star quilt**. Since our October speaker was about being a "stash buster" I thought it would be fun to incorporate that theme. Remember the fabrics don't have to be the same, just the same value (dark, medium, or light). If you need to buy fabrics, try to get fat quarters. The point is to make something beautiful with what you have on hand.

We will make 12 stars size 6 1/2 inches, arranged however you want. 2020 has been a tough year, let's go to outer space in 2021!

Treasurer's Report

Olathe Quilters Guild Treasurer's Report November 30, 2020

Operating Account Balance 10/31/20	\$6,369.77
Money Market Account Balance 9/30/20	<u>\$12,150.79</u>
	\$18,520.56
Receipts	
Workshops	
Charity Quilt Raffle	
Opportunity Quilt Raffle	\$20.00
Ways & Means	
Membership	<u>\$165.00</u>
Total	\$185.00
Money Market interest earned in October	\$0.51
Expenses	
Olathe Christian Church	\$50.00
Stash Bandit-November Speaker	\$400.00
Ashley Copeland-Fees for Classes	\$75.00
Mary Whitchurch-Tracking Postage for Speaker	<u>\$7.35</u>
Total	\$532.35
Operating Account Balance 11/30/2020	\$6,022.42
Money Market Account Balance 10/31/2020	<u>\$12,151.30</u>
Combined Balance 11/30/2020	<u>\$18,173.72</u>

Guild Meeting Minutes

General Meeting Minutes
Olathe Quilter's Guild
November 10, 2020

The first general guild meeting to be held via the Zoom application was opened by President Teresa Jones at 6:30, November 10, 2020. She immediately asked Mary Ellen Winter to introduce the speaker, Diane Harris of Stash Bandits. Ms. Harris presented a virtual trunk show of scrap quilts and encouraged quilters to learn something from each quilt they make.

At 7:35 the business meeting resumed with a motion by Melissa Toburen to approve the minutes of the October 13th outdoor meeting as written in the newsletter. The motion was seconded by Lisa Hirsch and carried. Libby Corriston made a motion to accept the Treasurer's report, which was seconded by Karen Lacy and carried.

K-State Extension: Lynda Ochs was videoed to present the first of the four Beginner Quilting Workshops. Libby Corriston reported she did a great job, and 12 people attended virtually on November 5th. The next one will be December 3rd.

KCRQF: Heather Buchwitz is working on producing T-shirt samples for festival merchandise. She said that selling last year's merchandise is probably over due to lack of interest from other guilds.

Charity Committee: Linda Hagen has collected 41 quilts for veterans this year. Mary Pacey said charity work forms may be emailed to her or members can send pictures, what part(s) of the sewing process they did and descriptions of charity quilts they completed and either gave to Cindy Nice or personally donated to a charity instead of having to send a copy of the form.

2021 Officers: Teresa named Melissa Toburen, who has volunteered for the Publications position and Carol Crane has volunteered for Ways & Means Elect. Linda Hagen made a motion to nominate them to the slate. It was seconded by Lisa Hirsch and approved.

Ways & Means: Karen Genis offered Snowman Panels for \$6.00, which should be completed before this Christmas. There are 12 available, with 4 reserved by members at the meeting. The contact for these is Carol Crane.

Announcements: Sheri Keller told the group she will be having shoulder surgery on December 4th.

Show and Tell: Jenny Boudreaux authored a Power Point show of quilts made by herself, Gretchen Ryan, Carol Crane, Ava Wright, Heather Schaller (a new Ainsley 26), Melissa Toburen, Janice Meloan, Teresa Jones and Anna Mae Wagner. Each person had a chance to talk about her quilt(s).

The next guild meeting will be December 8th with a Zoom program by Teresa Jones with ideas for no-sew holiday gifts. The January program will be on batting. The next Board meeting will be next Tuesday, November 17th at 6:30.

Teresa adjourned the meeting at 8:05.

Carol Crane
Secretary

Schedules & Information

OQG Board Meetings

All guild members are welcome to attend the OQG Board Meetings. Currently board meetings are held via Zoom and begin at 7:00pm on the third Tuesday of each month, one week after our guild meeting. If you wish to attend the meeting, contact Teresa Jones for the link to the Zoom meeting.

The next board meeting will be **Tuesday, December 15th via Zoom**. Any guild member is welcome to attend board meetings; please contact Teresa Jones at westplacequilting@gmail.com if you wish to attend the meeting, so she can send you the link to join via Zoom. The board is open to suggestions for what content to provide via Zoom meetings or feedback on the December meeting, so please feel free to contact any board member with your feedback.

Viewing Guild News Online

Our monthly newsletters are posted to the guild web site within a few days of them being sent out via email - the web address is <https://www.olathequiltersguild.com/>. Click on the **Resources** tab, then **Newsletters** to see the archive.

We have also begin to post them to our **Facebook** group—if you do not belong to the Facebook group, search for **Olathe Quilters Guild** group, then click the **Join Group** button. One of our group admins will grant you access.

MEMBER MARKETPLACE & BUSINESSES

Janis Raspberry has a White brand serger machine with instructions that she is willing to give away to anyone who is interested. Please contact Janis for details or to claim (you should have received the latest roster in a recent email).

Cheryl Newell - CAN Designs - quilting & longarm services 4537 Reese Drive, Wellsville, KS 913-749-6668

Heather Buchwitz - QuiltKC - custom and e2e long arm, quilt alongs, batting, backing and other solid/print fabrics, threads and more for sale. 4520 Silverheel St., Shawnee, KS 913-488-8055

Nicolette Deplazes - Edge-to-edge long arm quilting services. 1223 E Frontier Lane, Olathe KS 816-307-2266

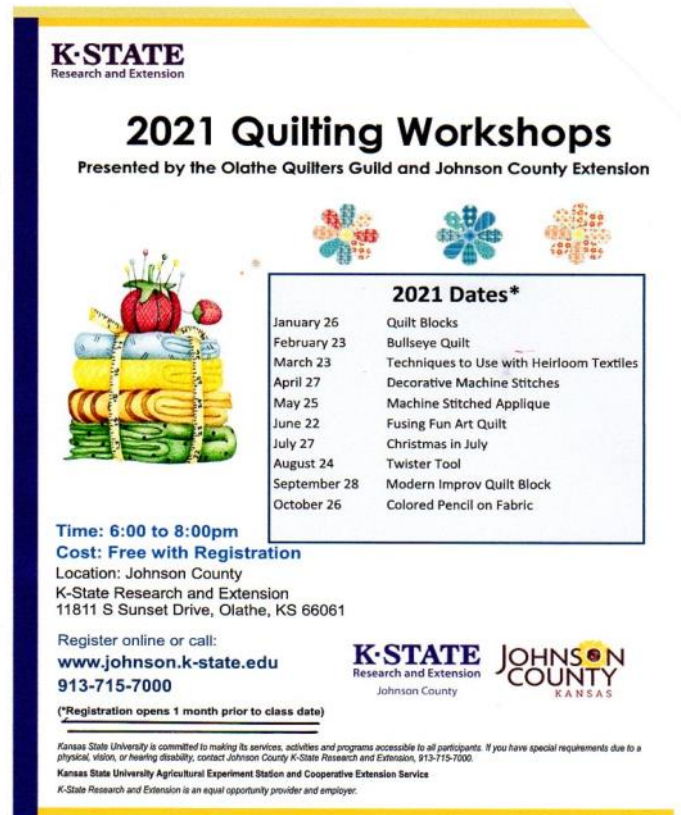
Check out the list of members' businesses online at [https:// www.olathequiltersguild.com/business-links](https://www.olathequiltersguild.com/business-links).

Upcoming 2021 Workshops

K-State Extension Workshops

Just a reminder that the K-State extension office has announced the schedule of workshops for 2021. The Outreach/Education committee has come up with both technique and project workshops. When these are once again available for in-house presentations, we will notify the guild. As of now, these are to be Zoom meetings - all take place on the 4th Tuesday of each month at 6:00 p.m.



PLEASE NOTE: YOU MAY NOT REGISTER FOR THESE WORKSHOPS UNTIL A MONTH BEFORE THE PRESENTATION DATE.



K-STATE
Research and Extension

2021 Quilting Workshops

Presented by the Olathe Quilters Guild and Johnson County Extension



2021 Dates*	
January 26	Quilt Blocks
February 23	Bullseye Quilt
March 23	Techniques to Use with Heirloom Textiles
April 27	Decorative Machine Stitches
May 25	Machine Stitched Applique
June 22	Fusing Fun Art Quilt
July 27	Christmas in July
August 24	Twister Tool
September 28	Modern Improv Quilt Block
October 26	Colored Pencil on Fabric

Time: 6:00 to 8:00pm
Cost: Free with Registration
Location: Johnson County
K-State Research and Extension
11811 S Sunset Drive, Olathe, KS 66061

Register online or call:
www.johnson.k-state.edu
913-715-7000

(*Registration opens 1 month prior to class date)

K-STATE **JOHNSON COUNTY**
Research and Extension Johnson County
KANSAS

Kansas State University is committed to making its services, activities and programs accessible to all participants. If you have special requirements due to a physical, vision, or hearing disability, contact Johnson County K-State Research and Extension, 913-715-7000.
Kansas State University Agricultural Experiment Station and Cooperative Extension Service
K-State Research and Extension is an equal opportunity provider and employer.



Don't forget, Susan Gandy worked with a curator at the **Johnson County History Museum**. The museum is at 87th & Metcalf.

They have an exhibit called **Common Threads: Exhibit of quilts owned by the Museum**. This will include one that was made specifically for the museum and donated by our Guild in 1998. [See more details here.](#)

The museum is open and has advanced cleaning protocols in place for visitor safety.

Show and Tell & Birthdays!



This is a potholder cover. I made it for a friend who had an old ratty potholder she loved. Instead of stitching new fabric over the old one, I made a removable cover with an opening at the back so if she really wants to see the old one, she can. She can also take off the cover to wash it. I duplicated the old design, and sewed the applique with decorative stitches - on my new Babylock Christmas present sewing machine.

Carol Crane

Member Birthdays & Welcome!

Rachel Rohrer	12-13
Paige Moore	12-15
Beverly Berberich	12-24
Conna Hiltner	12-29
Deanna "Deb" Lybarger	12-29



WELCOME

Shari Hansen and Sue Willms!