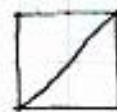
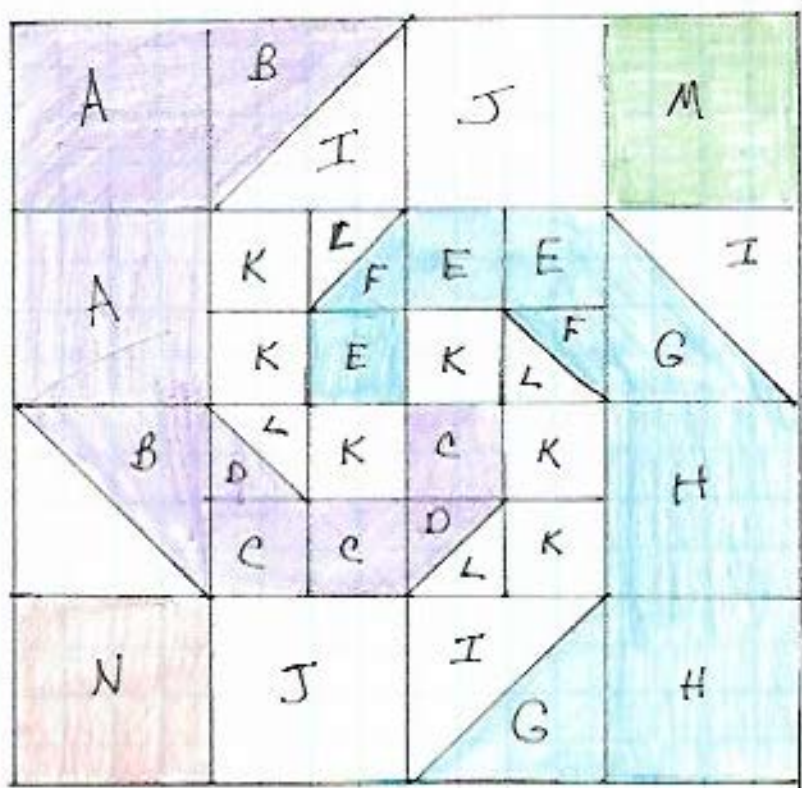


Snail Trail

march



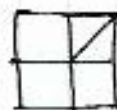
• Make 1/2 square triangle

B+I / F+L / D+L / I+G

trim to size

2, 2 3/4, 3 1/2

1 1/4, 1 5/8, 2



• Make 4 patch

• Make blocks into rows

• Sew rows together

for	Cut	Need	6"	9"	12"
A	2	2	2"	2 3/4"	3 1/2"
B	1	2	2 1/2"	3 1/4"	4"
C	3	3	1 1/4"	1 5/8"	2"
D	1	2	1 3/4"	2 1/8"	2 1/2"
E	3	3	1 1/4"	1 5/8"	2"
F	1	2	1 3/4"	2 1/8"	2 1/2"
G	1	2	2 1/2"	3 1/4"	4"

for	Cut	Need	6"	9"	12"
H	2	2	2"	2 3/4"	3 1/2"
I	2	4	2 1/2"	3 1/4"	4"
J	2	2	1 1/2"	2 3/4"	3 1/2"
K	6	6	1 1/4"	1 5/8"	2"
L	2	4	1 3/4"	2 1/8"	2 1/2"
M	1	1	2"	2 3/4"	3 1/2"
N	1	1	2"	2 3/4"	3 1/2"