



# Happy July!

July 2020

Volume 40 Issue 7

Website: [www.olathequiltersguild.com](http://www.olathequiltersguild.com)

Facebook page: [www.facebook.com/OlatheQuiltersGuild](https://www.facebook.com/OlatheQuiltersGuild)

Facebook group: [www.facebook.com/groups/OQGuildGroup](https://www.facebook.com/groups/OQGuildGroup)

Dear Guild Members,

Your board members have planned an outdoor social gathering at the church parking lot on **July 14<sup>th</sup>, 2020 from 7:00 – 8:00 pm.** We hope that by 7:00 p.m. some of the heat from the day will have dissipated.

We will have our own trunk quilt show, to show off what we have each created during the Covid-19 pandemic. Prior to the meeting, Mary Pacey will gather information from us about our quilts and projects. Then she will provide the details to us via an email from Jenny, so that we can each print it out to use as reference during the July gathering. See Mary's note in this newsletter, and please respond promptly to her.

Ways and Means will have a table set up. The items will be donation only, so bring cash with you. No change will be given.

KCRQF has merchandise from the last Quilt Festival for purchase. Since our guild will be responsible for merchandise at the 2021 festival, our guild will kick off the effort to sell left over items from previous festivals. See Heather's note in this newsletter for a surprise about placing an order.

If you have a charity quilt – complete or in process, please bring it in a plastic bag and give to Cindy Nice. Please see the newsletter for additional information regarding this event.

Now for logistics.

- If you are showing a quilt, please park on either side of the north aisle in every other parking stall and display your quilt from your trunk. Park so that your trunk faces the traffic lane. Please allow the shady areas for those that need the shade.
- If you are not showing a quilt, please park on either side of the south aisle, with no spacing required.
- There will not be any bathroom facilities.
- Please bring a mask to use if you should find yourself closer than 6 feet from someone else.
- Bring your own drink.
- As usual, please wear your name tag.

If we need to postpone this event, the "rain/extreme heat" date is **Tuesday, July 21, 2020.**

I hope to see you on the 14<sup>th</sup>!

Happy quilting,

Teresa Jones, President

# JULY "TRUNK SHOW" PROGRAM

## July 2020 Trunk Show

### Quilts and Quilters

I hope to see many of you and your beautiful, yet to be seen, quilts at the July 14<sup>th</sup> guild meeting. The board is asking each member to bring a quilt to display on your car, in the trunk of your car, or on a quilt stand that you bring along. To keep with social distancing, quilts will be viewed from a safe distance. For you to understand what the quilt represents/was made for, I will put together a "quilt program" which will be emailed to you before the meeting. Each member will need to make a paper or cloth number (at least 3 inches tall) to pin to their quilt, using the number shown in the "quilt program".

IF YOU ARE BRINGING A QUILT- this is what I need from you **BY JULY 9<sup>th</sup>**:

1. Your name
2. Name of the quilt or commercial pattern you used
3. The size of the quilt -either in inches or by "bed size"
4. Two to three sentences about this quilt

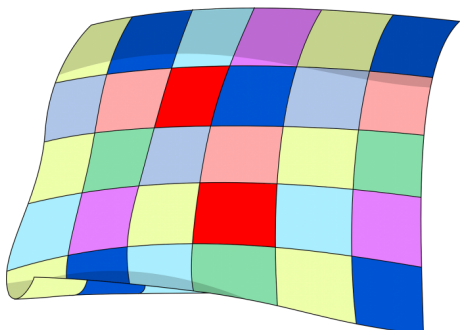
Suggestions: why you made the quilt, who is to receive the quilt, any special techniques or fabrics used, any variations from the pattern you used in creating this quilt, who did the machine quilting

I need this information emailed to me by Thursday, July 9<sup>th</sup>.

Looking forward to seeing many quilts!

Mary Pacey

Maryqstitcher@gmail.com



Car Boot Vectors by Vecteezy

# UPDATES ON UPCOMING EVENTS

## K-STATE EXTENSION WORKSHOPS - DRUNKARD'S PATH

Tuesday, August 25  
6pm-7pm - Zoom meeting  
Register online: [click here](#)

Our next workshop in conjunction with the Johnson County Extension Office is **Drunkard's Path** taught by **Mary Pacey**. The workshop will be **Tuesday August 25th from 6-8pm** online through a Zoom meeting. In this workshop, you will learn the quick and easy way to do the simple curved seam that makes this block. The layout of quilts using this block is infinite in the variety of designs you can make.

**Denise Dias** of the extension office will host the Zoom the meeting online, so she can control the audio (by muting everyone but the speaker) and monitor the chat window for any questions or to help with issues.

On June 23 **Cindy Nice** presented a session on **t-shirt quilts**. Cindy reviewed the process of turning t-shirts into a memory quilt including details such as number of t-shirts required, washing (no fabric softener), cutting shirts, stabilizing, cutting blocks, fabric choices, sashing (cornerstones), border and quilting.

Thanks to **Cindy** for doing a fantastic job presenting the workshop, and to **Mary Pacey** for working with Denise to present the workshops online!

## FUTURE GUILD MEETING INFORMATION

The board continues to monitor conditions within our county to determine our plan for each month's guild meeting. For now we are tentatively hoping to have our August meeting, but we will not make a decision until closer to the date.

At the July outdoor gathering, Jenny Boudreaux will have a basket and slips of paper. We ask that you stop by her car and vote on whether you would be willing to attend the August meeting if it were held inside - simply write YES or NO on a slip of paper and drop in the basket. Jenny will have the paper slips, pens and plastic baggies so you can cover your hand while you cast your vote. If you do not attend the meeting, you can email Jenny at [jenboud@gmail.com](mailto:jenboud@gmail.com) to let her know your vote.

We all understand that everyone needs to make the best decision for themselves. The board welcomes input from every member to help navigate this situation. Please contact any board member with your feedback. Thank you for your patience and ideas!!

# 2020 BOARD AND COMMITTEE MEMBERS

## 2020 Olathe Quilters' Guild Board Members

President: Teresa Jones	Ways and Means: Carolyn Chaffin
Vice-President: Libby Corrison	Ways and Means Elect: Rhonda Weibrecht
Program: Mary Ellen Winter	Historian: Beverly Berberich
Program Elect: Cheryl Newell	Public Relations: Heather Buchwitz and Sherri Critchfield
Secretary: Carol Crane	Membership: Cheryl Wilcox
Treasurer: Mary Whitchurch	Newsletter Editor: Jenny Boudreaux

## 2020 Olathe Quilters' Guild Committee Members

Charity: Cindy Nice	Special Events: Kathy Koloziejczyk, Heather Schaller, Gretchen Ryan (co-chairs)
Block of the Month: Carolyn Chaffin	Outreach/Education: Mary Pacey
Welcome Table: Gretchen Ryan	Challenge Project: Cheryl Lowrance

### CHARITY COMMITTEE UPDATE

2020 certainly has brought changes. Many have not been so pleasant nor wanted. But if we look, we will always find something good within. You all are remarkable. Such giving hearts. Many of you stepped up and made masks when our charity quilt making slowed. Recently several on the Charity Committee have stepped up to get the charity quilts going again. It was then that I realized that another change would help our group.

**Cindy Nice** will be taking over as the Charity Committee Chair. I have so appreciated all of your efforts these past few years and your confidence in me to help get things going from a group level. But it really was each of you and your efforts that made the Guild successful in making as many quilts and isolette covers that have been given. I know that under Cindy's leadership, the Guild's charity giving will continue and be even better! And that is the 'good within' that is coming out of this challenging time. Stay safe and keep on quiltin'!

Sherri Irving

# KCRQF UPDATE - MERCHANDISE SALES & PRIZES!

As you know our guild's role in the next festival is Merchandise. With that in mind we are selling leftover (mostly undated) merchandise from the last festival. **ROCK BOTTOM PRICES!** Everything is around 50% off original retail & is even less if you buy a set! All prices includes sales tax so the math is easy.

Why?? Well – the festival needs some cash. Vendors & Sponsors were initially very excited for the festival but are mostly all sitting back & waiting to see what next year looks like now with Coronavirus. The OP Convention Center is working with the festival – but bills are still coming due. Any little bit helps.

The list of items is included – take a look & let Heather ([heather@quiltkc.com](mailto:heather@quiltkc.com)) or Mary Ellen ([mary\\_ellen\\_winter@hotmail.com](mailto:mary_ellen_winter@hotmail.com)) know what you want. We will have some items to look at (bring your mask) at the meeting in July.

As a side bonus the Olathe Quilt Guild Board is offering up “Willy Wonka” style prizes for a random winner each month! For July you could win a single day Ticket to the 2021 Festival!

See the PDF in the newsletter email for pictures of merchandise and prices (examples shown below)!

Heather Buchwitz & Mary Ellen Winter

*Tax Included!!*

**2021**  
Kansas City  
Regional  
**Quilt Festival**  
June 17-19, 2021

*SEE PDF IN EMAIL  
FOR FULL LIST!!*

	<p><b>A. \$9</b></p> <p>Coffee Mug</p> <p>\$5 each or all 4 for \$15</p> <p>Green, Pink, Yellow, Blue</p>		<p><b>B. \$20</b></p> <p>OGGI Jet Stream 12 oz Travel Mug</p> <p>\$10 each or 4 for \$30</p> <p>Various Colors available</p>
	<p><b>C. \$20</b></p> <p>Insulated Clear Top Tumbler</p> <p>\$10 each or 4 for \$30</p> <p>Various Colors available</p>		<p><b>D. \$20</b></p> <p>Flip Top Coffee Tumbler</p> <p>\$10 each or 4 for \$30</p> <p>Various Colors available</p>

## 2020 CHALLENGE DETAILS

Don't forget to work on your 2020 challenge project. Use the batiks you got earlier, and you can add up to 2 other fabrics. They do not have to be batiks. You will have until November meeting to take your fabrics to make anything you want. Purse, bag, quilt, wall hanging. Let your imagination go where it wants to go. Questions can be sent to Cheryl Lowrance at [calowr@sunflower.com](mailto:calowr@sunflower.com) or 785-550-2460

## GUILD MEMBERS' BUSINESS LISTINGS

Below are guild members who have quilting-related businesses. Check out the list online at <https://www.olathequiltersguild.com/business-links>.

Cheryl Newell - **CAN Designs** - quilting & longarm services  
4537 Reese Drive, Wellsville, KS 913-749-6668

Heather Buchwitz - **QuiltKC** - custom and e2e long arm, quilt alongs, batting, backing and other solid/print fabrics, threads and more for sale.  
4520 Silverheel St., Shawnee, KS 913-488-8055

## MEMBER MARKETPLACE

Have something to sell? You can list items here to offer them for sale to guild members first! Email Jenny Boudreaux ([OlatheQGNews@gmail.com](mailto:OlatheQGNews@gmail.com)) with your items to list.



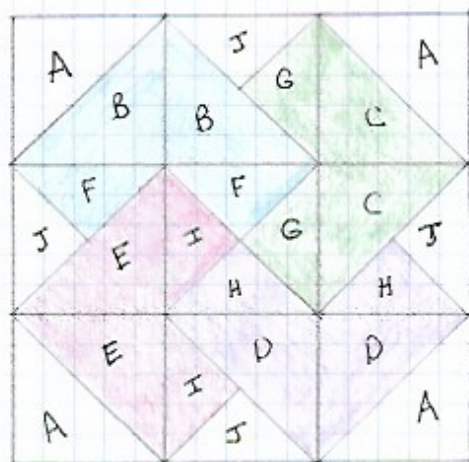
## 2020 BLOCK OF THE MONTH (BOM) - JULY

How's your Block of the Month coming along? I'm not doing so good, I do one a month, but not following through on the great plan I had in January for my final project. Maybe now that my head is adapting to Covid World my motivation and follow through will improve!! This month, I'm sharing one of my favorites - Card Trick - slow and steady and those bias edges come together nicely, press not iron and enjoy. The 'connector' block is an hour glass. Again a block with bias edges. I struggle keeping them from getting whopper jawed so often make them a bit bigger and trim to size. I've used it as alternate block when I've done a block exchange with smaller blocks. Happy Stitching. Please, if you think about it, bring your blocks to our Amazing, "Drive-In" Quilt Show and Tell!!!

Carolyn

### Card Trick

August



- Join - A+B  
- A+C =  $\frac{1}{2}$  square triangle  
- A+D  
- A+E

- Join - J+G  
- J+F  
- F+I  
- I+J = Quarter square  
- H+J  
- H+G

- Join - B to - J+G  
C to - H+J  
D to - I+J  
E to - J+F  
I+J to H+G

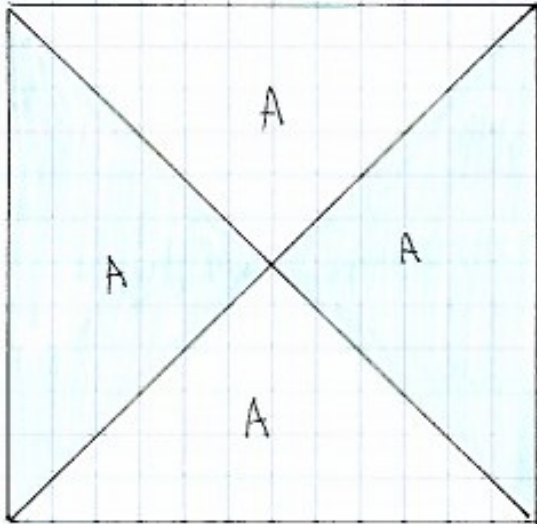
Piece	Cut	Need	6"	9"	12"
A	2 □	4 □	3"	4"	5"
B	1 □	2 □	3"	4"	5"
C	1 □	2 □	3"	4"	5"
D	1 □	2 □	3"	4"	5"
E	1 □	2 □	3"	4"	5"
F	1 □	2 □	3"	4"	5"
F	1 □	2 $\frac{1}{4}$ sect.	3 $\frac{1}{4}$ "	4 $\frac{1}{4}$ "	5 $\frac{1}{4}$ "
G	1 □	2 $\frac{1}{4}$ section	3 $\frac{1}{4}$ "	4 $\frac{1}{4}$ "	5 $\frac{1}{4}$ "
H	1 □	2 $\frac{1}{4}$ section	3 $\frac{1}{4}$ "	4 $\frac{1}{4}$ "	5 $\frac{1}{4}$ "
I	1 □	2 $\frac{1}{4}$ section	3 $\frac{1}{4}$ "	4 $\frac{1}{4}$ "	5 $\frac{1}{4}$ "
J	1 □	4 □	3 $\frac{1}{4}$ "	4 $\frac{1}{4}$ "	5 $\frac{1}{4}$ "

- trim to size each square - 2  $\frac{1}{2}$ , 3  $\frac{1}{2}$ , 4  $\frac{1}{2}$
- join squares into rows
- join rows to form block

# BLOCK OF THE MONTH - JULY

August

## Hour Glass



- Yields 2 hour glass blocks
- Cut square of light and dark fabric.
- Cut diagonally both ways



- Sew each section together
- watch that you sew all the same



- Sew together



Block size = finish size + 1 1/2" allow you to trim

finished block size	Cut 2 squares	to trim center of block
3"	4 1/2"	1 3/4"
4"	5 1/2"	2 1/4"
6"	6 1/2"	3 1/4"
9"	10 1/2"	4 3/4"

## CHARITY COMMITTEE DONATIONS - KEEP 'EM COMING!


Just a reminder to bring any charity donations (quilts, isolette covers, fabrics, etc.) in plastic bags to our July outdoor gathering. There will be a tub where you can drop off the bags of donations. We want to stay safe but continue to make progress on our charity quilts. If you need a quilt kit, or can bind quilts, or help cut fabric, etc., please contact Cindy Nice.



# WAYS AND MEANS

It is so exciting we're going to have a "Drive-In" Show and Tell. It will be really good to see faces and be inspired by all the quilts. I'm going to set up a Garage Sale table. I'm going to try and get as many things in plastic bags as possible, but try to minimize handling items. Please practice physical distancing and wear a mask. I'm going to set up a jar for payment. Items WILL NOT be priced. Donate what you feel is fair for the item. I won't be handling the cash, I'll keep in the jar for a couple days then turn over to the Treasurer. Cash or checks. I've included a few pics of the items I'm bringing. I look forward to seeing you there. Be safe, healthy and may there be minimal unsewing in your day.

Carolyn



# TREASURER'S REPORT

## Olathe Quilters Guild Treasurer's Report June 30, 2020

Operating Account Balance 5/29/20	6,539.79
Money Market Account Balance 4/30/20	<u>\$12,147.29</u>
	\$18,687.08
<b>Receipts</b>	
Membership Dues	
Donation for Masks	
Total	
Money Market interest earned in May	\$0.72
<b>Expenses</b>	
Olathe Christian Church	\$50.00
Olathe Post Master	\$106.00
Karen Lacy-Raffle Tickets	<u>\$110.67</u>
Total	\$266.67
Operating Account Balance 6/30/2020	\$6,273.12
Money Market Account Balance 5/31/2020	<u>\$12,148.01</u>
Combined Balance 6/30/2020	<u>\$18,421.13</u>



# 2020 PROGRAM SCHEDULE - MEMBERSHIP INFO

All guild meetings are TBD at this time.

- **August 11** - Dawn Heese - "The French Connection" lecture
- **September 8** - Toni Steele - "Concept to Quilt - Let the Fabric do the Work for You" lecture
- **October 13** - TBD
- **November 10** - Diane Harris "Jingle Bell" trunk show. Workshop "Old-Fashioned Pine Burr" in conjunction with Quilt Guild of Greater Kansas City. Fee and number of spots TBD.
- **December 8** - TBD

The next **OQG board meeting** will be held on **Tuesday, July 21st at 6:30pm** via Zoom meeting. All guild members are welcome to attend - please email Teresa Jones at [westplacequilting@gmail.com](mailto:westplacequilting@gmail.com) to get a link to join the meeting.

The **hand quilting group** is not meeting due to Covid-19 at this time.

	<b>MEMBERSHIP INFORMATION</b>		
	<b>JULY BIRTHDAYS</b>		
Kathleen Manning	7-4	Gretchen Schafer	7-15
Julie Wichtendahl	7-4	Pauline Sanders	7-18
Janie Benander	7-12	Kathy Parker	7-19
Karen Goodwin	7-12	Gloria Donohue	7-28
Karen Hill	7-12		

As a reminder, you can find up-to-date information on our [guild web site](#), thanks to our web site editors **Sherri Critchfield** and **Heather Buchwitz**.

Our [guild Facebook group](#) is very active thanks to many members - you can share your questions, ideas, and pictures of whatever you're working on! If Facebook isn't for you, contact [Sherri C](#) or [Heather B](#) if you have content to post on the guild web site, such as links to favorite web sites, information on your quilting-related business, or ideas for other types of information. Due to concerns about online security and malicious web sites, we are not sending emails with links to web sites, such as online quilt shows. We will list certain links in the newsletters and on the guild web site (such as the online extension workshop).



## SPOTLIGHT QUILTER - JEAN HEER

My grandmother began quilting when I was in high school, and I loved seeing what she created. Geography and timing prevented her from actually teaching me. In 2008 My quilting life officially began when I retired and had time to devote to the process. Crafting has always been part of my life, and some of my projects included aspects of quilting. My mother taught me to sew and do embroidery. Home Ec classes added to my learning. Even before I actually made anything, I read magazines and watched a lot of TV shows such as Simply Quilts and Quilt In A Day. Once I joined a guild my learning took off from classes, quilt shops, quilt shows, seeing what others were doing and how they were doing it, and the internet. The internet has been invaluable in providing information on every aspect of quilting. The guild I was in where I lived before was such a positive experience in forging friendships, learning, and sharing with like minded people, that I knew I wanted to be in a guild here.



There are so many wonderful tools, it is hard to pick a favorite. One that I use regularly is a stiletto to guide my piecing. Oh, and how could we survive without a seam ripper!

It seems that every year my goal is to work on UFOs and to deplete stash.

New ideas, projects, and gift giving occasions constantly change the priority list. Accomplishments so far this year include designing, piecing, and quilting a super king sized quilt for my son and daughter-in-law (shown above), piecing a Christmas quilt, quilting some scrappy quilts I'd pieced and lots of face masks.

My advise for someone starting out in quilting is to take advantage of every opportunity to learn, don't be afraid to try something new, and don't compare your work to anyone else's. I'm still working on that last one.



This bright wall hanging is a paper pieced project from a few years ago.

## SHOW AND TELL



Dawn Green -

"Challenge quilt made for another guild. I named it "48 Hrs" since I started Tuesday night and finished Thursday night. It's 28" x 42", sized for my front door."



## SHOW AND TELL



Janis Raspberry - "Snow ladies, sewing, quilting friendship."  
"Velocity" "I saw this quilt at KCRQF and had to make it."

