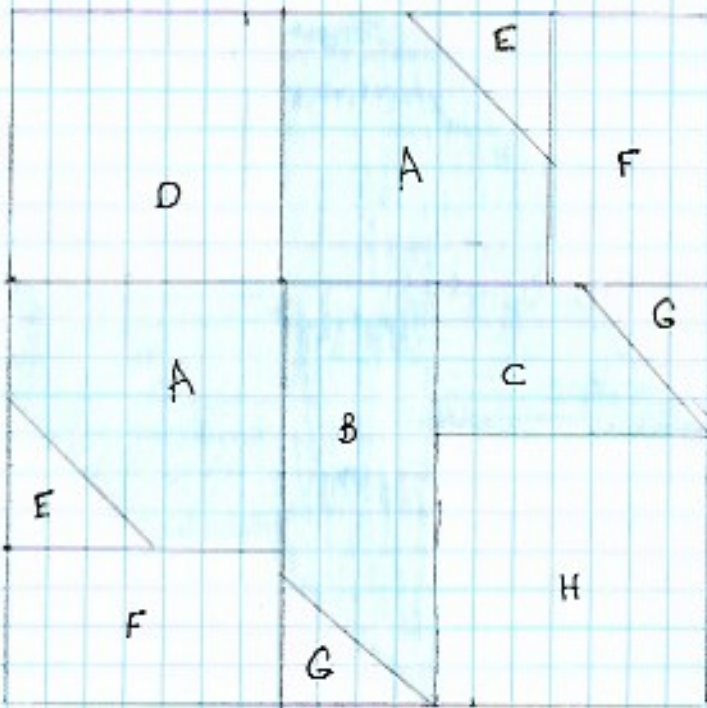



# Butterfly

I am sharing a pattern for a pieced butterfly - feel free to use an applique pattern if you'd like



- Sew and flip E on A



- Combine D-A+F



- Sew and flip G to C



- G to B



- attach C to H



- attach B






- join A + F



- join



- join 2 sections

Piece	Cut	Need	3 1/2	6	12
A	 2	2 	1 3/4 x 1 3/4	2 3/4	5
B	1 	1 	1 1/4 x 2 3/4	1 3/4 x 4 3/4	3 1/2 x 8
C	1 	1 	1 1/4 x 2"	1 3/4 x 3"	3 1/2 x 6
D	1 	1 	1 3/4"	2 3/4	5
E	2 	2 	1"	1 1/4"	2"
F	2 	2 	1 1/2 x 1 3/4	2" x 2 3/4	4" x 5"
G	2 	2 	1 1/4"	1 1/2"	2 1/2"
H	1 	1 	2"	3"	6"